

Board of Higher Education Meeting | October 6, 2009

# Highlights: 2009 Early Enrollment Estimates



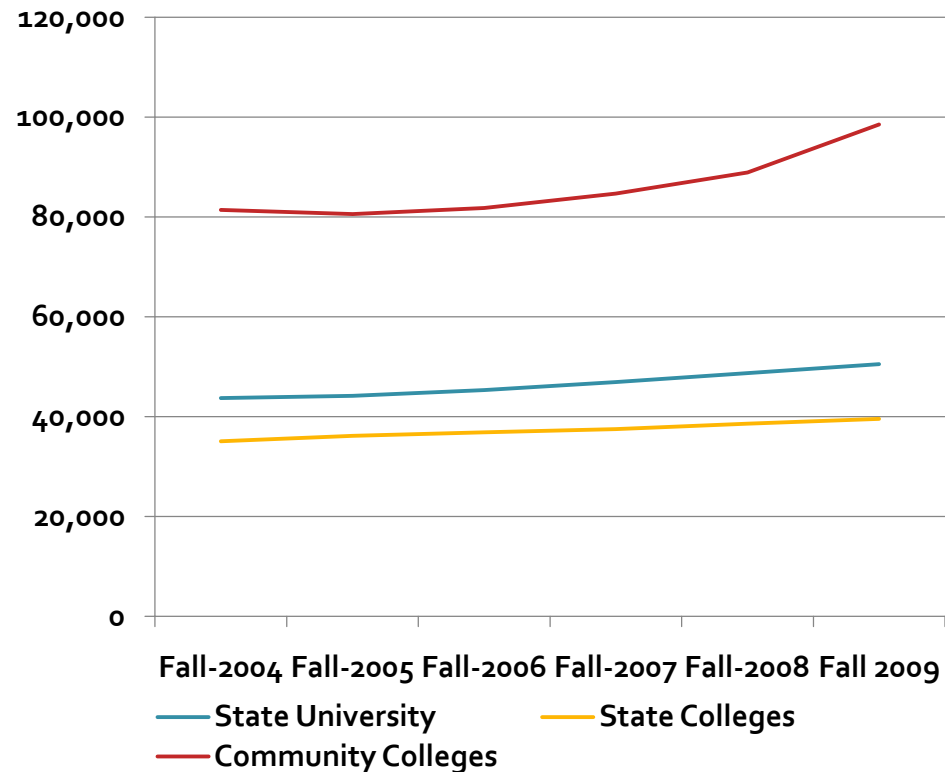
MASSACHUSETTS  
Department of  
Higher Education

# Segment Summary of Undergraduate Enrollment

**Undergraduate Headcount**

	Fall 2009 Estimate	Change from Fall 2008	Percent Change
Community Colleges	98,531	9,595	10.8%
State Colleges	39,546	946	2.5%
UMass	50,491	1,786	3.7%
System	188,568	12,327	7.0%

**Undergraduate Headcount Trend**



# Segment Summary of Undergraduate Enrollment

## Fall-to-Fall Percent Change in Undergraduate Headcount

	Change from Fall 2004 to Fall 2005	Change from Fall 2005 to Fall 2006	Change from Fall 2006 to Fall 2007	Change from Fall 2007 to Fall 2008	Change from Fall 2008 to Fall 2009	Average Year-to-Year Change
State University	1.0%	2.6%	3.5%	3.8%	3.7%	3%
State Colleges	3.2%	1.9%	1.8%	2.9%	2.5%	2%
Community Colleges	-1.0%	1.5%	3.6%	5.0%	10.8%	4%
System	0.5%	1.9%	3.1%	4.2%	7.0%	3%

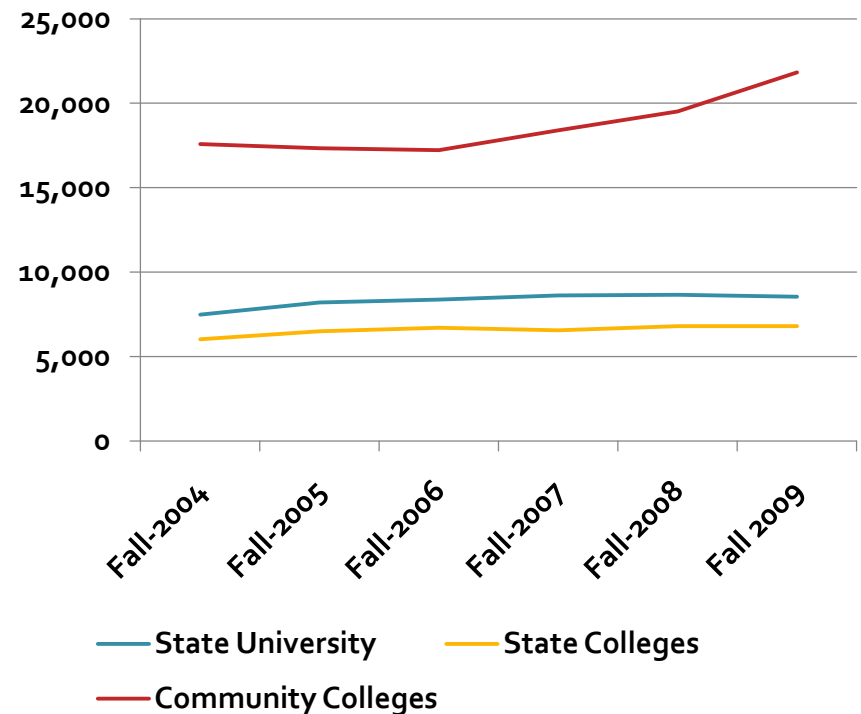
# Campus Highlights: Fall 2008 to Fall 2009 Increases in Undergraduate Headcount

- State college or UMass campuses with a **5 percent or higher** increase in undergraduate student headcount:
  - University of Massachusetts Boston 5.4%
  - University of Massachusetts Lowell 8.7%
  - Bridgewater State College 5.3%
  - Massachusetts College of Liberal Arts 5.8%
  - Massachusetts Maritime Academy 5.2%
  
- Community colleges with a **12 percent or higher** increase in undergraduate student headcount:
  - Berkshire Community College 13.2%
  - Bunker Hill Community College 14.4%
  - Holyoke Community College 16.6%
  - Middlesex Community College 12.0%
  - Quinsigamond Community College 15.5%
  - Roxbury Community College 14.6%

# Segment Summary of First-Time Enrollment

**First-Time Degree-Seeking Headcount**

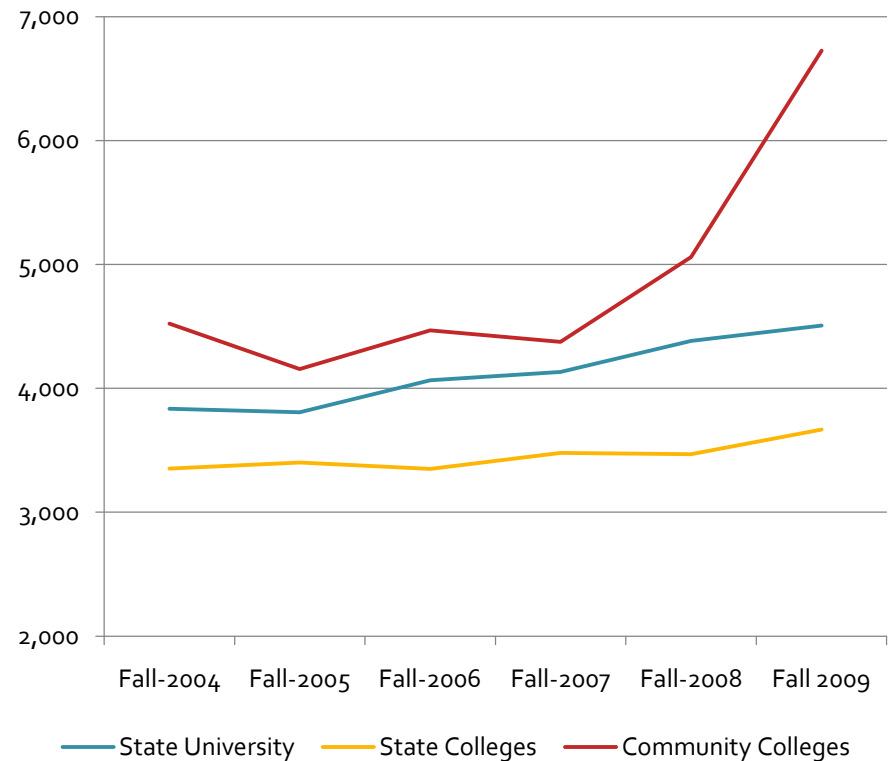
	Fall 2009 Estimate	Change from Fall 2008	Percent Change
Community Colleges	21,823	2,303	11.8%
State Colleges	6,787	-5	-0.1%
State University	8,544	-118	-1.4%
System	37,154	2,180	6.2%



# Segment Summary of New Undergraduate Transfer Enrollment

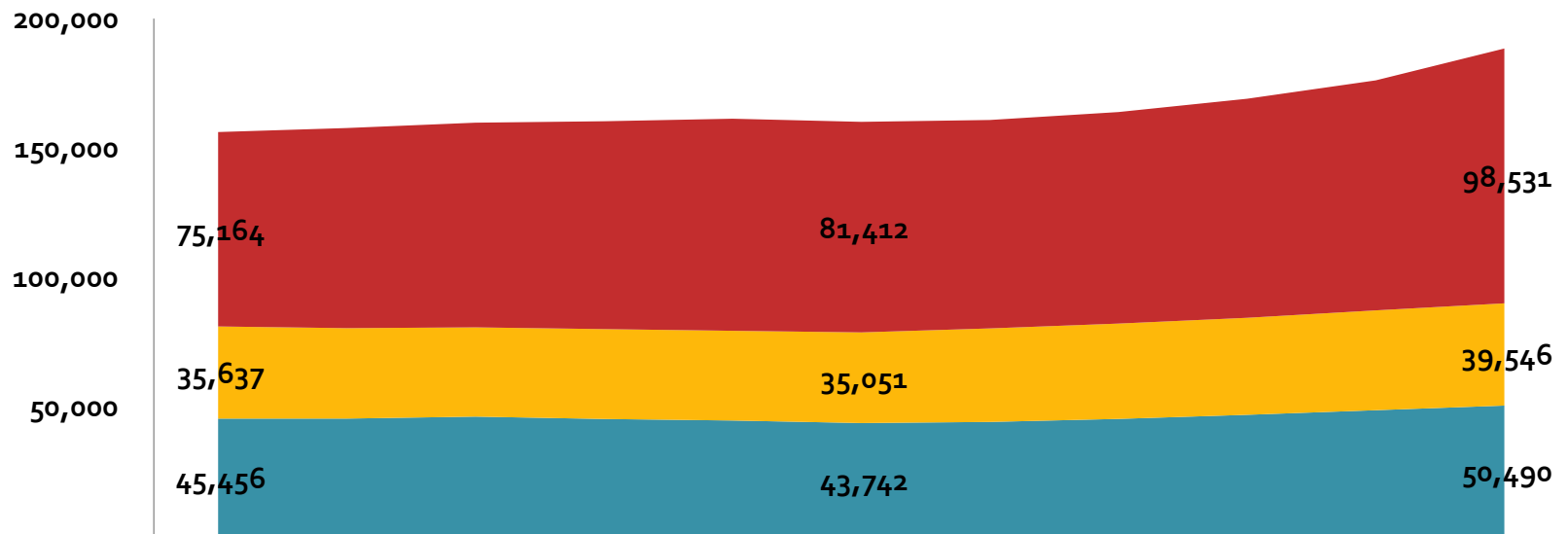
**New Undergraduate Transfer Headcount**

	Fall 2009 Estimate	Change from Fall 2008	Percent Change
Community Colleges	6,726	1,666	32.1%
State Colleges	3,667	199	5.7%
State University	4,506	124	2.8%
System	14,899	1,989	15.4%



# Fall Enrollment Long-Term Trend At-a-Glance

## Fall Undergraduate Headcount



Fall-1999 Fall-2000 Fall-2001 Fall-2002 Fall-2003 Fall-2004 Fall-2005 Fall-2006 Fall-2007 Fall-2008 Fall 2009

■ State University ■ State College ■ Community College

	1999	2004	2009	Change from 1999 to 2004	Change from 1999 to 2009
System Headcount	156,257	160,205	188,567	2.5%	20.7%

# Fall Enrollment Long-Term Trend Detail

## Fall Undergraduate Headcount

	1999	2004	2009	Change from 1999 to 2004	Change from 1999 to 2009
State University	45,456	43,742	50,490	-3.8%	11.1%
State Colleges	35,637	35,051	39,546	-1.6%	11.0%
Community Colleges	75,164	81,412	98,531	8.3%	31.1%
System	156,257	160,205	188,567	2.5%	20.7%

## 2009 Early Enrollment Estimates

# System Trend Compared to WICHE High School Graduation Estimates

